

# Using Zoom **anonymously**

– a very brief guide –

Christoph Garth

# Rationale

Zoom at TUK is available through [RHRK](#), but this manner of access requires you to login in with your RHRK credentials and shares some of your personal data. You may have reservations about this.

However, it is possible to join a Zoom meeting anonymously, such that no personal data is shared, and you IP address remains hidden.

The following slides provide instructions for joining a Zoom meeting with maximum privacy.

Note:

Even joining anonymously, you will have to agree to Zoom's Terms and Services and Privacy Policy.

# Overview of Steps

1. Connect to TUK VPN
  - This obscures your IP address.
  - Instructions can be found on [RHRK's website](#).
2. Open an **anonymous** browser window
  - Chrome / Chromium: click **New Incognito Window**
  - Safari / Firefox: click **New Private Window**
  - Instructions for [other browsers](#)
3. Open the Zoom link supplied to you there  
→ see the following slides

Launch Meeting - Zoom

uni-kl-de.zoom.us/j/96281195026?pwd=QUdCcVNUKzQyT05iT0p4REZteHZZz09#success

Incognito

TECHNISCHE UNIVERSITÄT  
KAISERSLAUTERN

Support English

Open zoom.us?

https://uni-kl-de.zoom.us wants to open this application.

Always allow uni-kl-de.zoom.us to open links of this type in the associated app

Cancel Open zoom.us

1. Cancel the dialog to install the Zoom client.

Click **Open zoom.us** on the dialog shown by your browser  
If you don't see a dialog, click **Launch Meeting** below.


Launch Meeting

Don't have Zoom Client installed? [Download Now](#)

Having issues with Zoom Client? [Join from Your Browser](#)

2. Then click here.

Copyright ©2020 Zoom Video Communications, Inc. All rights reserved.  
Privacy & Legal Policies




## Join a Meeting

Your Name

3. Enter any name

 I'm not a robot

4. Then click here



Join

Zoom is protected by reCAPTCHA and the [Privacy Policy](#) and [Terms of Service](#) apply.



Select all images with  
**tractors**


🔄 🎧 ⓘ **VERIFY**

Your Name

Dr.


Zoom is prot


5. Solve the captcha



## Join a Meeting

Your Name

 I'm not a robot



Join


6. Finally! Click Join

Zoom is protected by reCAPTCHA and the [Privacy Policy](#) and [Terms of Service](#) apply.



Zoom meeting on web - Zoom x +

uni-kl-de.zoom.us/jc/96281195026/join?track\_id=&jmf\_code=&meeting\_result=&tk=&cap=03AGdBq26LZb2MFhxNKc6WxTIEn2ey-... Incognito


 TECHNISCHE UNIVERSITÄT  
KAISERSLAUTERN

[JOIN A MEETING](#) [HOST A MEETING](#) [SIGN IN](#) [SIGN UP, IT'S FREE](#)

To use Zoom, you need to agree to the [Terms of Service](#) and [Privacy Policy](#).

7. Agree to the terms and services

About      Download      Support  
Zoom Blog      Meetings Client      Account  
Features      Zoom Rooms Client      Support Center





The image shows a browser window with a single tab titled "Test-Vorlesung". The address bar contains the URL "uni-kl-de.zoom.us/jc/96281195026/join?refTK=&wpk=wcpkaeb94dc1767357008eb00113fdcfb4e1". The browser is in Incognito mode. The main content area is black with the text "8. Enjoy your course / lecture / meeting!" in orange and "Christoph Garth" in white. At the bottom, there is a Zoom control bar with icons for "Join Audio", "Start Video", "Participants" (with a '2' above the icon), "Share Screen", "Chat", "More", and a red "Leave" button.

Note that if you want to use audio or video on your end, your browser may ask for additional permissions.



These slides: no rights reserved.